



Hello there!

Firstly, a big **THANKS** for buying our video and welcome to the complementary activities for **Robin Hood**.

Clever Pants' fun adaptation of this legendary English tale is aimed at learners from 7 - 12 years old, but can also be enjoyed by teenagers and adults (depending on their level)!

Robin Hood has a duration of approximately 60 minutes in total BUT is cleverly **divided into five episodes** which are combined with interactive tasks to help learners consolidate their knowledge of English, expand their vocabulary and use grammar in real life contexts - all whilst practising their speaking, listening, reading, and writing skills. In this pack, you will find activities to use before and after each episode and for home study use to double up on learning by completing the listening-for-detail activities. (That's approximately 5 x 65 minutes of material for class, plus the homework!)

By watching the videos, students are exposed to rich, authentic English language which is carefully graded to facilitate comprehension. The actors frequently direct questions to the viewers to elicit information; this promotes spontaneous interaction, verbally, physically, mentally and emotionally - exactly like in our live theatre shows.

The accompanying classroom activities are task-based, making them suitable for a wide range of levels (CEF A1 – B1) and tips and alternative tasks are helpfully provided to further facilitate learning at different stages of ability. Many activities also include a drama component to help learners gain a more native-like pronunciation.

Our aim is to entertain, engage and motivate students on their English-learning journey. The focus of activities is on listening and speaking. However, students will also practise reading, writing and expand their vocabulary and knowledge of grammar, as they complete the tasks.

Lastly, we hope you have as much fun watching and learning from the video and these study activities as we did making them!

Many thanks!

Hey! Questions about these activities? Want us to create some funtastic teaching materials for you? Then please don't hesitate to contact Clever Pants' materials creator, Emily Bucknall (BA Hons, D.E.L.T.A.):

emily@clever-pants.com



Work Pack Contents: *Robin Hood*

Lesson Plans / Teachers' Notes: Episodes 1-5.

Answer Key.

PHOTOCOPIABLE MATERIALS

Episodes	Tasks		Worksheets
1	Create a survey to find out how helpful class members are at home.	1a	Comprehension Questions.
		1b	Focus on Vocabulary.
		1c	Reading, Writing, Speaking.
		1d	Listening for detail.
2	Role play a scene from the story.	2a	Comprehension Questions.
		2b	Role Play: The Trick.
		2c	Listening for detail.
3	Read the dialogue from a scene in the story to practise pronunciation.	3a	Comprehension Questions.
		3b	Sentence stress, intonation, emotion.
		3c	The Sheriff's Dream ...or Nightmare!
		3d	Listening for detail.
4	Create a role play based on the characters from the story.	4a	Comprehension Questions.
		4b	Put Yourself in their shoes.
		4c	Role Plays.
		4d	Listening for detail.
5	Present an entry for a talent show.	5a	Comprehension Questions.
		5b	Talent Competition Entry.
		5c	Active Listening.
		5d	Listening for detail.



Downloads

Student Worksheets:

[Download Student Worksheets for all episodes \(pdf\)](#)

PowerPoint Presentations (optional):

[Download Episode 1 PowerPoint presentation \(pptx\)](#)

[Download Episode 2 PowerPoint presentation \(pptx\)](#)

[Download Episode 3 PowerPoint presentation \(pptx\)](#)

[Download Episode 4 PowerPoint presentation \(pptx\)](#)

[Download Episode 5 PowerPoint presentation \(pptx\)](#)

(Links not active in preview material)

If you can't find your downloads, check the downloads folder on your computer!



Episode 1

Aims

- Students will practise listening to authentic English and demonstrate their understanding of this.
- Students will learn and practise vocabulary for free time activities and housework, in different contexts.
- Students will read and complete the test *How helpful are you at home?*
- Students will practise speaking about how they help at home.
- Students will use critical thinking skills and practise writing as they create more test questions to find out who is in the class is the most helpful at home.
- Students will interview other groups (or another class) with the test they have created.

Time

60 minutes (can be adapted to suit your context).

Summary of what happens in Episode 1

This episode begins with a description of Sherwood Forest which is idyllic, except for the presence of the Sheriff of Nottingham, the antagonist, who steals things from the villagers. We meet Robin Hood and his two best friends, Marian and Little Jim and learn about the activities they do together, including housework. The characters talk about an event that happened the day before; Robin is in prison, being held by the Sheriff of Nottingham and an executioner. Just as the Sheriff is ordering the executioner to chop off Robin's head, the executioner stops and tells us it is actually the Sheriff who is to be executed today. The executioner then reveals herself to be Marian, not an executioner! To avoid being executed, The Sheriff offers Marian and Robin Hood all his money (which they take), but then he grabs a sword to fight with them. Marian and Robin Hood escape with some money. The episode ends with a furious Sheriff of Nottingham calling his soldier, Geoffrey, and telling him that he has a good idea that Robin Hood will not like.

Materials

- Student Worksheets 1a, 1b, 1c, 1d.
- The PowerPoint presentation (optional).



Procedure

1	Generate interest in the story (5 - 10 minutes)	<p>Write the word legend on the board. Elicit/ teach the meaning (it's a traditional story told about a person or place).</p> <p>Tell the students they are going to watch a <i>mini</i> miniseries of the story of the legend of Robin Hood. Find out if anyone has read / knows the story, asking questions such as:</p> <p>Do you know this story? What happens in the story? Where is the story set? Do you know any legends from your country?</p> <p>Elicit /tell students that the story takes place in Nottingham, England. Show them Nottingham on the map. (or slide 3). http://www.worldeasyguides.com/uk/england/nottingham/nottingham-on-map-of-uk/</p> <p>Has anyone ever been to England? When? Where? Has anyone ever been to Nottingham?</p> <p>Show them some pictures of Sherwood Forest on the internet (or slide 4). https://www.shutterstock.com/search/sherwood+forest</p> <p>Elicit / teach the word <i>forest</i>.</p> <p>Would they like to go to Sherwood Forest? Why (not)?</p> <p>Where do they think Sherwood Forest is? (Tell them it's in Nottingham).</p>
2	Predict Watch Episode 1 Comprehension check. (20 minutes).	<p>Hand out Worksheet 1a. (Slides 5 and 6). Draw the students' attention to the pictures of the characters and names in the box, (check the meaning of "villager") and have them deduce or guess who's who. (Don't complete the worksheet yet).</p> <p>Watch episode 1 and have the students complete exercise 1. Check answers.</p> <p>ANSWERS: from left to right – Geoffrey, Little Jim, the Sheriff of Nottingham, Robin Hood, Marian, the villager.</p> <p>Have them complete exercise 2. Elicit why the false sentences are false.</p> <p>ANSWERS:</p> <ol style="list-style-type: none">1. True2. False – there is a big problem, the nasty the Sheriff of Nottingham.3. False – he is a nasty person and a bully.4. False – everyone loves RH except the Sheriff of Nottingham who hates him.5. True6. True7. False – Marian saved Robin Hood's life.
3	Focus on vocabulary (15) minutes)	<p>Hand out Worksheet 1b. (Slide 7). Draw students' attention to the table in exercise 1. Watch the video from minute 7.03 – 8.59 again, and have students complete the column on the left with RH (Robin Hood), M (Marian), LJ (Little Jim) or 3 (all 3 of them).</p> <p>Check the answers.</p> <p>Have students complete the 3rd column to show the activities that they like doing and the housework chores that they do, then compare their answers with a partner.</p>



Robin Hood


Lesson Plan

		<p>Play the miming game in exercise 2 to consolidate the vocabulary, as a whole class or in small groups.</p> <p>NB Encourage students to use the present continuous tense during the game as they are describing actions happening at the time of speaking. (Slide 8).</p> <p>E.g. The student miming should ask: "What am I doing...?" The students guessing should answer "You are (doing the washing up)!"</p> <p>Tip: Draw students' attention to this if you have been studying grammar (specifically the use of the present continuous for actions happening at the time of speaking), otherwise, let them use it as a chunk of language.</p> <p>Extra challenge: Elicit other activities that the students like doing in their free time and include them in the miming game.</p>
4	<p>Set the task. Practise reading, writing & speaking (15 minutes)</p>	<p>Tell students that they are going to find out how helpful their classmates are at home.</p> <p>① Easiest version – Help students read and understand questions 1-3 in the test <i>How helpful are you at home?</i> and choose the option (a, b, or c) which best describes them. Have them compare their answers with a partner and read their results in the box below.</p> <p>② More challenging – after completing the test, put the students into groups and have them brainstorm more household chores (set the table, clean the bathroom, do the gardening, tidy your bedroom etc.) and write sentences and ABC options, in a similar style. Afterwards, they should interview another group with the tests they have created.</p> <p>Alternative: this could also be done as a whole class activity with each group writing one or two questions on different areas and later interviewing another class.</p> <p>③ Most challenging – students with a higher level could write the descriptors (mostly As / Bs / Cs) for the test results.</p> <p>Extra activity 1 – fast finishers could suggest ways for the students who got a low score on the test to help at home. E.g., You should wash up after dinner, you could ask your family what they would like you to do.</p> <p>Extra activity 2 - At the end of the class you could ask students to vote on who is the most / least helpful at home, justifying their reasons.</p>
5	Homework	<p>Have students watch episode 1 again at home, and complete worksheet 1d Listening for detail.</p>



Name _____

Worksheet 1a Comprehension Questions



1. Watch episode 1 and write the names of the characters under their picture.

Robin Hood

Marian

Little Jim

The Sheriff of Nottingham

Geoffrey

a villager



Geoffrey


2. Are the sentences true or false? If they are false, say why!

Sentences	True or False
1. Sherwood Forest is a beautiful place.	<i>True</i>
2. There are no problems in Sherwood Forest.	
3. The Sheriff of Nottinghamman is a very nice person.	
4. Everyone loves Robin Hood.	
5. Marian and Little Jim are Robin Hood's best friends.	
6. Marian, Little Jim and Robin Hood do everything together.	
7. Yesterday, Robin Hood saved Marian's life.	



Name _____

Worksheet 1b Focus on Vocabulary




1. Watch the video from minute 7.03 – 8.59, again. What do Robin, Marian, and Little Jim like doing in their free time? Which housework chores do the three friends do? Write **RH** (Robin Hood), **M** (Marian) or **LJ** (Little Jim) or **3** (all 3 of them). Tick the ones that you do.

Free time activities	Who likes it?	Do you like doing this activity?
Riding horses	3	
Climbing trees		
Playing chess		
Singing		
Dancing		
Housework chores	Who is doing it?	Do you do this to help at home?
Making the beds		
Doing the washing up		
Making breakfast / lunch / dinner		
Chopping wood		
Hunting for food		
Doing the washing		
Doing the ironing		

2. **Play a game:** Mime an activity and see if your classmates can guess what it is.

I think you're doing the washing!



No! I'm doing the washing up!!





Name _____

Worksheet 1c Read. Speak. Write.

Find out: Which students in the class are the most helpful at home?



Test: How helpful are you at home?

YOUR BED

- A - I make my bed every day.
- B - I sometimes make my bed.
- C - I never make my bed ... what for? I'm going to sleep in it later!

BREAKFAST

- A - I always make my own breakfast.
- B - I make my own breakfast, now and then.
- C - I never make my own breakfast. I'm a child!

WASHING UP

- A - I usually do the washing up after lunch. This is fair because I don't cook.
- B - I do the washing up now and then ... when I'm not busy.
- C - The washing up?? What's that?!!

Results: How helpful are you at home?

Mostly As	You are a perfect member of the family. You are kind, considerate and helpful. Congratulations!
Mostly Bs	You sometimes make an effort to help at home. Well done! But remember that someone has to do the housework EVERY DAY! Do you think you could try to do a bit more?
Mostly Cs	Families are more harmonious when everyone helps with the housework. Why don't you try it and see what happens? You might be surprised with the results!



Name _____

1d Listening for detail



- 1 Which colour flowers CAN'T you see in Sherwood Forest?
red yellow green blue purple pink white orange
- 2 Which things does the Sheriff of Nottingham NOT steal from the villagers?
money food children's toys pets
- 3 What type of soup does the Sheriff steal?
pigeon soup mouse soup rat soup
- 4 Which adjective does Marian NOT use to describe Robin Hood?
brave strong funny clever
- 5 Which birds CAN'T you see in Sherwood Forest?
pigeons cuckoos seagulls owls woodpeckers eagles
- 6 Which animals CAN'T you see in Sherwood Forest?
rabbits squirrels monkeys deer wolves bears
- 7 Who is scared of bears?
Robin Hood Marian Little Jim
- 8 Who is NOT very good at singing?
Robin Hood Marian Little Jim
- 9 When Robin Hood is in prison, the Sheriff of Nottingham tells him that it is a special day for him. Why is the day special?
It's his birthday It's the king's birthday It's his last day
- 10 Who does the executioner tell the Sheriff of Nottingham must be executed?
Robin Hood Little Jim the Sheriff of Nottingham
- 11 When the executioner takes off the hood, we see that she is really ...
Marian Little Jim
- 12 How does the Sheriff of Nottingham feel at the end of episode 1?
very nervous very hungry very angry