

The Weather



AGE: 5-8



MAIN AIM: To enable students to talk about weather and name the seasons, and to recognise numbers.

VOCABULARY / LANGUAGE FOCUS

- Umbrella, ice lolly, kite, snowman
- "It's... raining / windy / hot / snowing"
- Numbers 1-10
- How many?

CROSS CURRICULAR LINKS

- Knowledge and understanding of the world
- Communication and Language
- Expressive Arts
- Literacy
- Maths

WHEN CAN I USE THIS?

- Take the children outside for this rhyme if possible, to put it in context!
- If not possible, simply say the rhyme during circle time or at the end of the lesson before the children go home.

MATERIALS

 ✓ = included at the end of the plan

- Pictures of an umbrella, an ice lolly, a kite and a snowman ✓
- 0 - 10 number cards ✓
- Paper to cover the pictures when children are guessing how many of each

PREPARATION

- Print at least 5 of each "weather" picture, 10 to extend. Print and cut out the numbers.

1

LEAD-IN AND VOCABULARY


- Put one of each weather picture up where children can see them. Point to each one and as you do so act it out. For example “It’s raining” - Move your fingers up and down to represent the rain. You can use the same actions as in the rhyme below.



2


INTRODUCE THE RHYME WITH ACTIONS



This is a spoken rhyme.

VERSE 1	
Umbrellas go up when it’s raining,	Pretend to be putting an umbrella up.
Umbrellas go down when it’s not!	Pretend to be putting an umbrella down.
Umbrellas, umbrellas, umbrellas, umbrellas... How many have I got?	Hold up a different number of umbrella pictures each time and invite the children to count. Then count together, saying the correct number.
Pitter, patter, pitter, patter.	Put both hands in front of you, fingers wiggling up and down, like rain.

VERSE 2	
When it's hot, we eat ice lollies, Ice lollies we eat when it's hot.	Pretend to be wiping your brow from the heat and licking an ice lolly.
Ice lollies, ice lollies, ice lollies, ice lollies... How many have I got?	Hold up a different number of ice lolly pictures each time and invite the children to count. Then count together, saying the correct number.
Yum, yum!	Pretend to be licking an ice lolly again. When you say "yum, yum", smile and rub your tummy in a circular motion.
VERSE 3	
Kites fly high when it's windy,	Pretend to be flying a kite. Hold one arm up high as if holding the string of the kite and look up. Move your arm around as if following where the kite is going.
Kites don't fly when it's not.	Shake your index finger and head from side to side.
Kites, kites, kites, kites... How many have I got?	Hold up a different number of kite pictures each time and invite the children to count. Then say the correct number or, if possible, fix the pictures onto a board or the wall as you count them.
Whoosh, whoosh, whoosh!	Pretend to be flying a kite. Hold one arm up high as if holding the string of the kite and look up. Move your arm around as if following where the kite is going.

VERSE 4	
Snowmen appear when it's snowing,	Stand tall like a snowman, arms by your side.
No snowmen, when it's not!	Shake your index finger and head from side to side.
Snowmen, snowmen, snowmen, snowmen... How many have I got?	Hold your arms to your sides with hands outstretched in front of you, palms facing up. Make a facial expression to show you are wondering how many. Hold up a different number each time and invite the children to count. Then say the correct number.
Brrr, brrr, brrr...	Make a shivering noise and clasp your arms around your body, as if cold.



Be enthusiastic with your weather mimes - you'll quickly notice the children joining in more and more, making the sounds of the wind, rain... This helps to reinforce the vocabulary.

When shaking your index finger, ensure not to point at anyone.

3

ADDITIONAL IDEAS / EXTENSION

- Once the children become more familiar with the rhyme, invite them to ask "What's the weather like?" at the end of each verse (and answer with "It's..."). Model this first.
- Introduce seasons: Ask "What season is it?" at the end of each verse.
 - Umbrella verse = Spring Ice lolly verse = Summer
 - Kite verse = Autumn Snowman verse = Winter



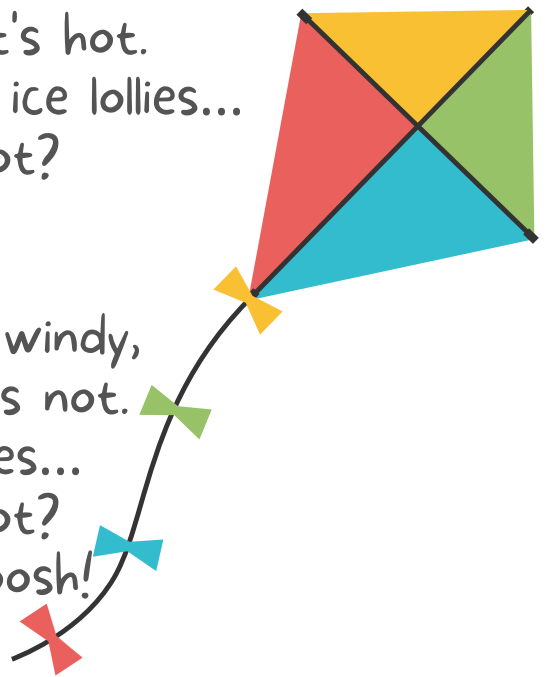
THE WEATHER

Umbrellas go up when it's raining,
Umbrellas go down when it's not!
Umbrellas, umbrellas, umbrellas, umbrellas...
How many have I got?
Pitter patter, pitter, patter.



When it's hot, we eat ice lollies,
Ice lollies we eat when it's hot.
Ice lollies, ice lollies, ice lollies, ice lollies...
How many have I got?
Yum, yum!

Kites fly high when it's windy,
Kites don't fly when it's not.
Kites, kites, kites, kites...
How many have I got?
Whoosh, whoosh, whoosh!



Snowmen appear when it's snowing,
No snowmen, when it's not!
Snowmen, snowmen, snowmen, snowmen...
How many have I got?
Brrr, brrr, brrr...

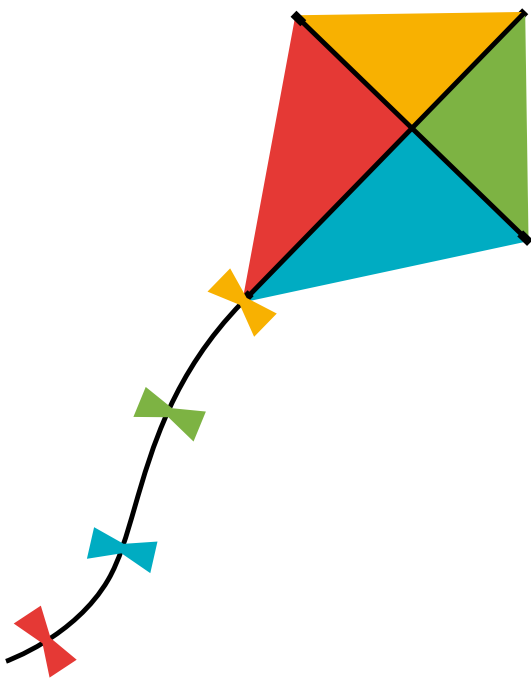




an umbrella



an ice lolly



a kite



a snowman



0

1

2

3

4

5

6

7

8

9

10